



District Report Card: 2017


State: Assam	District: Sonitpur
Class: 8	Subject: Language
Schools: 50	Students: 1154


Participation/Coverage


Students

GENDER 	Boys		Girls	
	Number	%	Number	%
	502	43.50	652	56.50

AREA 	Rural		Urban	
	Number	%	Number	%
	1028	89.08	126	10.92

CATEGORY 	SC		ST		OBC		GEN	
	Number	%	Number	%	Number	%	Number	%
	121	10.49	176	15.25	544	47.14	313	27.12

CWSN 	LD	VI	HI	S&LD	ID	Oth
	1	2	7	3	0	1

Management 	Government		Government-aided	
	Number	%	Number	%
	882	76.43	272	23.57

Average Performance of Students in Language (%)

Overall	Gender		Area		Management		Social Group			
	Male	Female	Rural	Urban	Govt.	Aided	SC	ST	OBC	GEN
44.36	44.20	44.49	45.34	36.35	42.79	49.46	43.53	43.98	42.71	47.77

Performance on Learning Outcomes (LOs)

Learning Outcomes	Description	Average Performance(%)
L813	Read textual/non-textual materials with comprehension and identifies the details, characters, main idea and sequence of ideas and events while reading	44.36

Range of Performance of Students who Answered Correctly							
Below 30%		30% - 50%		50% - 75%		Above 75%	
Number	%	Number	%	Number	%	Number	%
347	30.07	363	31.46	336	29.12	108	9.36

Lowest Performing Learning Outcomes (LOs)

1 - Read textual/non-textual materials with comprehension and identifies the details, characters, main idea and sequence of ideas and events while reading (44.36)